



ASBK.COM.AU f t i y

# Winton Motor Raceway : OFFICIAL TEST : April 11 & 12

## SUPERSPORT 300 / YAMAHA R3 CUP

### Wednesday Practice 1

Date: 12/04/17  
 Event: P13  
 Weather: Sunny - 14.3C  
 Track: Dry - 25.2C

Started at: 09:05:03  
 Laps: 30 Min  
 Starters: 13  
 Printed at: 9:47



### CLASSIFICATION

Pos	No	Name	Class	Machine	Fastest Lap	On Lap	Behind Prev	Behind Leader	Top Speed
1	93	Drew SELLS (VIC) / Race Center / Peter Stevens Motorcycles / Oilee Racing / Rubick	U300	Kawasaki Ninja 300	1:33.874	13 of 15			156
2	86	Oliver BAYLISS (QLD)	U300	Kawasaki Ninja 300	1:34.043	17 of 17	.169	.169	161
3	39	Scott NICHOLSON (VIC) / G. Williams Motorcycle Engineering / Traction Control Suspension	U300	Kawasaki Ninja 300	1:34.259	11 of 15	.216	.385	155
4	41	Max CROKER (NSW) / KTM Australia / Nolan / Ron Angel Classic Racing / Gold n Tint Signage	O300	KTM RC 390	1:34.988	17 of 17	.729	1.114	162
5	33	Reid BATTYE (NSW) / DB Racing / IPONE / Ficeda Accessories / Shark Helmets / Falco / IXON	U300	Kawasaki Ninja 300	1:36.665	14 of 17	1.677	2.791	158
6	333	Yannis SHAW (NSW) / BCperformance Junior Team / LandscapeSupplies.com.au / Ipone	U300	Kawasaki Ninja 300	1:37.054	12 of 16	.389	3.180	156
7	152	Dan THOMAS (NSW) / LTR / Inglis Racing / Marriott Smash Repair / Super Moto Armidale	O300	Yamaha R3 321	1:38.037	12 of 13	.983	4.163	154
8	42	Jack PASSFIELD (NSW) / Stay Upright / GASD Suspension / D Moto / Valley Fitness / Link Int.	O300	Yamaha R3 321	1:38.843	17 of 17	.806	4.969	156
9	34	Boyd HOCKING (VIC) / DPH Motorsport Yamaha	O300	Yamaha R3 321	1:39.510	13 of 13	.667	5.636	155
10	57	Seth CRUMP	O300	KTM RC 390	1:40.082	14 of 14	.572	6.208	160
11	337	Gregory FARRELL (NSW) / BCperformance / Landscapesupplies.com.au	U300	Kawasaki Ninja 300	1:42.469	11 of 16	2.387	8.595	152
12	31	Chris DOBIE (NSW) / AMCN / Pirelli / YMF / Fred Gassit Yukkam	O300	Yamaha R3 321	1:43.569	14 of 14	1.100	9.695	145
13	70	Troy RYAN	O300	Yamaha R3 321	1:47.263	12 of 13	3.694	13.389	153

New best lap for SS300 class - Previous: 1:34.279 by Oliver BAYLISS (QLD) on a Kawasaki Ninja 300 set on 11/04/17

*Scott Laing*  
 Chief Time Keeper - Scott Laing

Clerk of Course - Simon Maas



Computime Race Timing Systems Pty Ltd © 1996  
 Licensed to Computime Race Timing Systems

[www.computime.com.au](http://www.computime.com.au)

COMPUTIME RACE TIMING SYSTEMS PTY LTD



ASBK.COM.AU f t i y

# Winton Motor Raceway : OFFICIAL TEST : April 11 & 12

## SUPERSPORT 300 / YAMAHA R3 CUP

### Wednesday Practice 1

Date: 12/04/17  
 Event: P13  
 Weather: Sunny - 14.3C  
 Track: Dry - 25.2C



Started at: 09:05:03  
 Laps: 30 Min  
 Starters: 13  
 Printed at: 9:47

### LAP TIMES

No	Name	Lap 1	Lap 2	Lap 3	Lap 4	Lap 5	Lap 6	Lap 7	Lap 8	Lap 9	Lap 10
31	Chris DOBIE (NSW)	2:03.070	1:49.258	1:48.491	1:46.173	1:45.348	1:46.475	1:46.110	1:44.332	1:44.609	1:44.479
10		1:44.749	1:43.973	1:44.081	<b>1:43.569</b>						
33	Reid BATTYE (NSW)	2:04.453	1:49.070	1:44.033	1:40.409	1:39.569	1:38.757	1:48.101	1:42.457	1:37.519	2:15.163
10		1:46.070	1:37.754	1:37.986	<b>1:36.665</b>	1:38.498	1:37.617	1:41.193			
34	Boyd HOCKING (VIC)	1:52.565	1:43.250	1:41.963	1:42.056	1:43.525	1:40.585	1:40.447	3:55.114	2:01.247	1:41.263
10		1:40.254	1:40.573	<b>1:39.510</b>							
39	Scott NICHOLSON (VIC)	1:43.368	1:36.828	1:37.304	1:35.459	1:35.399	4:01.979	1:40.725	1:35.408	1:34.729	1:34.262
10		<b>1:34.259</b>	4:34.903	1:38.284	1:35.366	1:34.611					
41	Max CROKER (NSW)	1:54.303	1:43.618	1:40.087	1:38.336	1:39.543	1:37.227	1:36.559	1:36.336	1:36.755	1:38.506
10		1:36.311	1:35.395	1:35.303	1:42.265	1:35.296	1:35.073	<b>1:34.988</b>			
42	Jack PASSFIELD (NSW)	1:57.709	1:46.861	1:42.146	1:41.671	1:42.060	1:40.944	1:40.410	1:40.336	1:39.971	2:36.318
10		1:50.982	1:45.307	1:41.424	1:40.308	1:40.321	1:40.877	<b>1:38.843</b>			
57	Seth CRUMP	1:59.088	1:44.642	1:43.162	1:42.295	1:42.051	1:41.423	1:40.985	4:40.322	1:49.287	1:40.658
10		1:40.420	3:26.216	1:48.857	<b>1:40.082</b>						
70	Troy RYAN	2:05.077	1:56.651	1:55.321	1:53.569	1:50.632	1:51.962	1:51.564	1:50.920	1:50.340	1:49.205
10		1:48.352	<b>1:47.263</b>	1:47.860							
86	Oliver BAYLISS (QLD)	1:51.502	1:38.857	1:36.258	1:39.394	1:35.472	1:34.638	1:35.445	3:08.864	1:38.219	1:34.765
10		1:34.570	3:14.181	1:39.474	1:37.575	1:34.432	1:36.091	<b>1:34.043</b>			
93	Drew SELLS (VIC)	1:44.966	1:41.153	1:35.868	1:35.528	1:35.864	1:35.350	2:55.988	1:43.347	2:03.084	1:46.053
10		1:34.692	1:39.203	<b>1:33.874</b>	1:36.169	1:34.150					
152	Dan THOMAS (NSW)	1:53.745	1:43.446	1:43.484	1:40.505	1:39.455	1:38.821	1:39.339	1:38.135	3:29.204	1:44.026
10		1:38.174	<b>1:38.037</b>	1:38.723							
333	Yannis SHAW (NSW)	1:48.045	1:43.570	1:39.293	1:38.317	1:38.026	1:38.510	1:38.434	1:37.476	4:06.360	1:41.922
10		1:38.486	<b>1:37.054</b>	1:37.489	3:39.461	1:41.313	1:37.820				
337	Gregory FARRELL (NSW)	1:54.006	1:45.096	1:46.581	1:43.388	1:43.835	1:43.355	1:43.835	1:43.650	4:17.972	1:48.287
10		<b>1:42.469</b>	1:42.917	1:43.498	1:43.628	1:43.165	1:42.913				

*Scott Laing*  
 Chief Time Keeper - Scott Laing

Clerk of Course - Simon Maas



Computime Race Timing Systems Pty Ltd © 1996  
 Licensed to Computime Race Timing Systems

[www.computime.com.au](http://www.computime.com.au)

COMPUTIME RACE TIMING SYSTEMS PTY LTD



ASBK.COM.AU f t i y

# Winton Motor Raceway : OFFICIAL TEST : April 11 & 12

## SUPERSPORT 300 / YAMAHA R3 CUP

### Wednesday Practice 1

Date: 12/04/17  
 Event: P13  
 Weather: Sunny - 14.3C  
 Track: Dry - 25.2C

Started at: 09:05:03  
 Laps: 30 Min  
 Starters: 13  
 Printed at: 9:47

### SPLIT TIMES

Lap	Split 1	Split 2	Split 3	Split 4	Lap Time	Spd	Lap	Split 1	Split 2	Split 3	Split 4	Lap Time	Spd
<b>31 Chris DOBIE (NSW) (12th)</b>							8	14.303	16.927	46.428	2:37.456	3:55.114	155
1	24.149	21.229	39.604	38.088	2:03.070 P		9	30.627	18.701	37.029	34.890	2:01.247 P	
2	15.594	18.698	37.866	37.100	1:49.258	143	10	14.560	17.452	35.544	33.707	1:41.263	155
3	15.910	18.614	37.981	35.986	1:48.491	142	11	14.153	16.847	35.342	33.912	1:40.254	154
4	15.125	18.120	36.861	36.067	1:46.173	143	12	<u>14.111</u>	17.102	35.835	<u>33.525</u>	1:40.573	153
5	14.880	18.042	36.533	35.893	1:45.348	143	13	14.315	<u>16.550</u>	<u>35.115</u>	33.530	<u>1:39.510</u>	152
6	15.109	18.118	37.399	35.849	1:46.475	142	<b>39 Scott NICHOLSON (VIC) (3rd)</b>						
7	14.825	17.934	37.315	36.036	1:46.110	144	1	17.715	17.370	34.686	33.597	1:43.368 P	
8	14.975	17.897	36.040	35.420	1:44.332	144	2	13.671	16.366	33.626	33.165	1:36.828	153
9	<u>14.799</u>	17.715	36.785	35.310	1:44.609	145	3	13.561	17.246	33.679	32.818	1:37.304	155
10	14.800	17.815	36.561	35.303	1:44.479	145	4	13.528	16.141	32.856	32.934	1:35.459	154
11	15.067	17.669	36.734	35.279	1:44.749	144	5	13.624	16.087	32.913	32.775	1:35.399	153
12	14.940	18.049	36.038	<u>34.946</u>	1:43.973	144	6	13.655	16.601	34.089	2:57.634	4:01.979	154
13	14.885	17.723	36.064	35.409	1:44.081	144	7	16.088	16.888	34.099	33.650	1:40.725 P	
14	14.972	<u>17.604</u>	<u>35.690</u>	35.303	<u>1:43.569</u>	143	8	13.568	16.263	33.075	32.502	1:35.408	154
<b>33 Reid BATTYE (NSW) (5th)</b>							9	13.497	15.966	32.708	32.558	1:34.729	155
1	22.795	20.842	42.160	38.656	2:04.453 P		10	13.416	15.914	32.568	<u>32.364</u>	1:34.262	155
2	15.463	19.387	39.104	35.116	1:49.070	152	11	13.415	15.835	<u>32.537</u>	32.472	<u>1:34.259</u>	155
3	14.356	17.534	36.801	35.342	1:44.033	157	12	13.497	<u>15.833</u>	32.776	3:32.797	4:34.903	153
4	13.929	16.876	35.682	33.922	1:40.409	157	13	15.860	16.318	33.292	32.814	1:38.284 P	
5	13.747	16.899	35.297	33.626	1:39.569	157	14	13.506	15.904	33.417	32.539	1:35.366	153
6	13.615	16.700	34.978	33.464	1:38.757	157	15	<u>13.410</u>	15.998	32.711	32.492	1:34.611	154
7	14.357	19.194	38.610	35.940	1:48.101	157	<b>41 Max CROKER (NSW) (4th)</b>						
8	13.730	16.774	36.325	35.628	1:42.457	158	1	20.274	18.566	38.786	36.677	1:54.303 P	
9	13.475	16.496	34.380	33.168	1:37.519	157	2	15.287	17.776	36.150	34.405	1:43.618	154
10	13.373	16.929	36.973	1:07.888	2:15.163	158	3	14.087	16.937	35.311	33.752	1:40.087	158
11	19.699	17.402	35.372	33.597	1:46.070 P		4	13.844	16.613	34.520	33.359	1:38.336	158
12	13.646	16.499	34.469	33.140	1:37.754	158	5	13.678	16.532	36.142	33.191	1:39.543	159
13	13.992	16.581	34.488	<u>32.925</u>	1:37.986	158	6	13.685	16.443	34.180	32.919	1:37.227	159
14	13.400	16.273	<u>33.870</u>	33.122	<u>1:36.665</u>	157	7	13.518	16.403	33.959	32.679	1:36.559	159
15	<u>13.363</u>	16.330	34.450	34.355	1:38.498	155	8	13.440	16.384	33.985	32.527	1:36.336	160
16	13.487	<u>16.249</u>	34.306	33.575	1:37.617	157	9	13.363	16.315	34.277	32.800	1:36.755	162
17					1:41.193		10	14.127	17.312	34.226	32.841	1:38.506	159
<b>34 Boyd HOCKING (VIC) (9th)</b>							11	13.429	16.429	33.883	32.570	1:36.311	160
1	21.131	18.180	38.108	35.146	1:52.565 P		12	13.267	16.244	33.526	32.358	1:35.395	160
2	14.532	17.215	36.209	35.294	1:43.250	150	13	13.356	<u>16.079</u>	33.512	32.356	1:35.303	160
3	14.327	17.441	35.793	34.402	1:41.963	151	14	14.060	19.484	35.840	32.881	1:42.265	159
4	14.482	17.319	36.018	34.237	1:42.056	151	15	13.324	16.280	33.459	32.233	1:35.296	159
5	14.538	17.863	37.043	34.081	1:43.525	153	16	13.297	16.131	33.423	<u>32.222</u>	1:35.073	160
6	14.362	16.979	35.403	33.841	1:40.585	153	17	<u>13.182</u>	16.137	<u>33.362</u>	32.307	<u>1:34.988</u>	160
7	14.281	16.746	35.574	33.846	1:40.447	154							



*Scott Laing*  
 Chief Time Keeper - Scott Laing

Clerk of Course - Simon Maas

Computime Race Timing Systems Pty Ltd © 1996  
 Licensed to Computime Race Timing Systems

[www.computime.com.au](http://www.computime.com.au)

COMPUTIME RACE TIMING SYSTEMS PTY LTD





ASBK.COM.AU f t i y

# Winton Motor Raceway : OFFICIAL TEST : April 11 & 12

## SUPERSPORT 300 / YAMAHA R3 CUP

### Wednesday Practice 1

Date: 12/04/17  
 Event: P13  
 Weather: Sunny - 14.3C  
 Track: Dry - 25.2C


Started at: 09:05:03  
 Laps: 30 Min  
 Starters: 13  
 Printed at: 9:47

### SPLIT TIMES

Lap	Split 1	Split 2	Split 3	Split 4	Lap Time	Spd	Lap	Split 1	Split 2	Split 3	Split 4	Lap Time	Spd
<b>42 Jack PASSFIELD (NSW) (8th)</b>							8	15.546	19.311	39.101	36.962	1:50.920	150
1	20.933	19.251	40.037	37.488	1:57.709 P		9	15.552	18.865	39.277	36.646	1:50.340	153
2	15.515	18.126	37.446	35.774	1:46.861	149	10	15.518	18.966	38.457	36.264	1:49.205	152
3	14.447	17.148	36.073	34.478	1:42.146	154	11	15.518	18.376	38.319	36.139	1:48.352	153
4	14.179	17.098	36.145	34.249	1:41.671	153	12	<b>14.994</b>	<b>18.305</b>	<b>37.828</b>	36.136	<b>1:47.263</b>	153
5	14.418	16.876	36.356	34.410	1:42.060	156	13	15.210	18.355	38.227	<b>36.068</b>	1:47.860	153
6	14.455	17.061	35.221	34.207	1:40.944	151	<b>86 Oliver BAYLISS (QLD) (2nd)</b>						
7	14.238	16.776	35.107	34.289	1:40.410	151	1	20.064	19.505	37.280	34.653	1:51.502 P	
8	14.140	16.761	35.290	34.145	1:40.336	153	2	14.062	16.614	34.660	33.521	1:38.857	157
9	14.150	16.816	35.246	33.759	1:39.971	153	3	13.721	16.111	33.960	32.466	1:36.258	159
10	13.999	16.637	<b>34.600</b>	1:31.082	2:36.318	155	4	13.913	16.832	35.666	32.983	1:39.394	161
11	18.501	18.677	38.021	35.783	1:50.982 P		5	13.523	15.892	33.595	32.462	1:35.472	158
12	14.754	17.486	37.127	35.940	1:45.307	151	6	13.399	15.953	33.231	<b>32.055</b>	1:34.638	158
13	14.263	17.397	35.367	34.397	1:41.424	153	7	13.329	15.896	33.211	33.009	1:35.445	159
14	14.165	16.922	35.155	34.066	1:40.308	150	8	13.434	15.970	32.999	2:06.461	3:08.864	160
15	14.287	16.990	35.379	<b>33.665</b>	1:40.321	150	9	16.260	15.911	33.537	32.511	1:38.219 P	
16	<b>13.970</b>	<b>16.571</b>	36.482	33.854	1:40.877	152	10	13.356	15.997	32.975	32.437	1:34.765	159
17					<b>1:38.843</b>		11	<b>13.300</b>	15.860	33.198	32.212	1:34.570	159
<b>57 Seth CRUMP (10th)</b>							12	13.405	16.189	37.104	2:07.483	3:14.181	159
1	24.118	20.629	38.840	35.501	1:59.088 P		13	17.029	16.105	33.495	32.845	1:39.474 P	
2	15.084	18.293	37.019	34.246	1:44.642	157	14	14.447	17.000	33.318	32.810	1:37.575	159
3	14.759	17.684	35.711	35.008	1:43.162	157	15	13.361	<b>15.769</b>	<b>32.949</b>	32.353	1:34.432	158
4	14.600	17.366	36.283	34.046	1:42.295	159	16	13.868	15.812	34.069	32.342	1:36.091	160
5	14.418	17.664	35.817	34.152	1:42.051	158	17					<b>1:34.043</b>	
6	14.408	17.305	35.762	33.948	1:41.423	159	<b>93 Drew SELLS (VIC) (1st)</b>						
7	14.299	17.354	35.544	33.788	1:40.985	159	1	18.752	17.251	34.900	34.063	1:44.966 P	
8	14.299	19.716	38.264	3:28.043	4:40.322	160	2	13.746	16.227	35.860	35.320	1:41.153	153
9	21.529	17.722	35.969	34.067	1:49.287 P		3	13.606	15.976	33.299	32.987	1:35.868	152
10	14.385	17.454	35.157	33.662	1:40.658	159	4	13.579	15.860	33.097	32.992	1:35.528	153
11	<b>14.295</b>	17.274	35.282	33.569	1:40.420	157	5	13.544	15.829	33.405	33.086	1:35.864	152
12	15.758	19.485	40.925	2:10.048	3:26.216	157	6	13.508	15.624	33.400	32.818	1:35.350	153
13	21.337	18.054	35.846	33.620	1:48.857 P		7	13.610	16.204	34.435	1:51.739	2:55.988	153
14	14.340	<b>17.171</b>	<b>35.089</b>	<b>33.482</b>	<b>1:40.082</b>	158	8	20.155	16.347	33.563	33.282	1:43.347 P	
<b>70 Troy RYAN (13th)</b>							9	13.411	15.824	34.516	59.333	2:03.084	155
1	21.473	20.799	43.273	39.532	2:05.077 P		10	17.925	16.273	36.161	35.694	1:46.053 P	
2	16.733	20.388	41.130	38.400	1:56.651	147	11	13.371	15.587	33.122	32.612	1:34.692	153
3	15.872	19.115	40.069	40.265	1:55.321	150	12	13.323	16.632	35.931	33.317	1:39.203	155
4	16.049	19.394	40.226	37.900	1:53.569	150	13	13.325	15.582	<b>32.558</b>	<b>32.409</b>	<b>1:33.874</b>	156
5	16.066	19.059	38.792	36.715	1:50.632	150	14	<b>13.286</b>	<b>15.560</b>	34.411	32.912	1:36.169	154
6	15.759	19.419	39.443	37.341	1:51.962	151	15	13.430	15.582	32.711	32.427	1:34.150	153
7	15.653	19.055	39.412	37.444	1:51.564	151							

*Scott Laing*  
 Chief Time Keeper - Scott Laing

Clerk of Course - Simon Maas



Computime Race Timing Systems Pty Ltd © 1996  
 Licensed to Computime Race Timing Systems

[www.computime.com.au](http://www.computime.com.au)

COMPUTIME RACE TIMING SYSTEMS PTY LTD



ASBK.COM.AU f t i y

# Winton Motor Raceway : OFFICIAL TEST : April 11 & 12

## SUPERSPORT 300 / YAMAHA R3 CUP

### Wednesday Practice 1

Date: 12/04/17  
 Event: P13  
 Weather: Sunny - 14.3C  
 Track: Dry - 25.2C

Started at: 09:05:03  
 Laps: 30 Min  
 Starters: 13  
 Printed at: 9:47

### SPLIT TIMES

Lap	Split 1	Split 2	Split 3	Split 4	Lap Time	Spd	Lap	Split 1	Split 2	Split 3	Split 4	Lap Time	Spd
<b>152 Dan THOMAS (NSW) (7th)</b>							11	13.979	16.660	34.453	33.394	1:38.486	156
1	20.714	19.246	38.303	35.482	1:53.745 P		12	13.581	16.562	<u>33.690</u>	<u>33.221</u>	<u>1:37.054</u>	153
2	15.026	18.371	35.954	34.095	1:43.446	152	13	<u>13.576</u>	<u>16.463</u>	33.880	33.570	1:37.489	154
3	14.404	16.838	37.471	34.771	1:43.484	150	14	13.945	18.619	38.023	2:28.874	3:39.461	152
4	14.047	16.607	35.802	34.049	1:40.505	153	15	16.796	16.815	34.272	33.430	1:41.313 P	
5	14.014	16.407	35.393	33.641	1:39.455	154	16					1:37.820	
6	13.931	16.458	34.831	33.601	1:38.821	154	<b>337 Gregory FARRELL (NSW) (11th)</b>						
7	14.103	16.513	34.740	33.983	1:39.339	154	1	19.978	19.152	38.633	36.243	1:54.006 P	
8	<u>13.783</u>	<u>16.304</u>	34.486	33.562	1:38.135	151	2	14.861	17.779	37.363	35.093	1:45.096	149
9	16.578	20.804	39.415	2:12.407	3:29.204	150	3	14.519	17.637	37.095	37.330	1:46.581	151
10	17.513	17.662	34.469	34.382	1:44.026 P		4	14.530	<u>17.183</u>	36.861	34.814	1:43.388	150
11	14.038	16.391	34.290	33.455	1:38.174	151	5	14.514	17.635	36.791	34.895	1:43.835	150
12	14.081	16.551	<u>34.245</u>	<u>33.160</u>	<u>1:38.037</u>	151	6	14.476	17.314	36.436	35.129	1:43.355	150
13	14.176	16.731	34.345	33.471	1:38.723	150	7	<u>14.257</u>	17.409	36.951	35.218	1:43.835	150
<b>333 Yannis SHAW (NSW) (6th)</b>							8	14.569	17.547	36.615	34.919	1:43.650	149
1	18.361	18.095	36.587	35.002	1:48.045 P		9	14.392	17.394	37.147	3:09.039	4:17.972	151
2	14.074	18.162	36.880	34.454	1:43.570	151	10	18.578	18.003	36.644	35.062	1:48.287 P	
3	13.920	16.770	34.789	33.814	1:39.293	153	11	14.355	17.413	<u>36.342</u>	34.359	<u>1:42.469</u>	151
4	13.831	16.565	34.263	33.658	1:38.317	153	12	14.305	17.403	36.573	34.636	1:42.917	150
5	13.813	16.543	34.163	33.507	1:38.026	155	13	14.516	17.454	36.793	34.735	1:43.498	143
6	13.650	16.582	34.741	33.537	1:38.510	153	14	14.558	17.587	37.198	<u>34.285</u>	1:43.628	152
7	13.619	16.509	34.678	33.628	1:38.434	153	15	14.293	17.266	36.928	34.678	1:43.165	151
8	13.639	16.576	33.910	33.351	1:37.476	153	16					1:42.913	
9	13.586	17.021	38.496	2:57.257	4:06.360	154							
10	16.479	16.966	34.947	33.530	1:41.922 P								



*Scott Laing*  
 Chief Time Keeper - Scott Laing

Clerk of Course - Simon Maas

Computime Race Timing Systems Pty Ltd © 1996  
 Licensed to Computime Race Timing Systems

[www.computime.com.au](http://www.computime.com.au)

COMPUTIME RACE TIMING SYSTEMS PTY LTD





ASBK.COM.AU f t i y

# Winton Motor Raceway : OFFICIAL TEST : April 11 & 12

## SUPERSPORT 300 / YAMAHA R3 CUP

### Wednesday Practice 1

Date: 12/04/17  
 Event: P13  
 Weather: Sunny - 14.3C  
 Track: Dry - 25.2C



Started at: 09:05:03  
 Laps: 30 Min  
 Starters: 13  
 Printed at: 9:47

### FASTEST LAPS SEQUENCE

Race Time	No	Name	Machine	Fastest Lap	On Lap
3:00.515	333	Yannis SHAW (NSW)	Kawasaki Ninja 300	1:48.045	1
3:11.474	39	Scott NICHOLSON (VIC)	Kawasaki Ninja 300	1:43.368	1
4:48.302	39	Scott NICHOLSON (VIC)	Kawasaki Ninja 300	1:36.828	2
6:31.978	86	Oliver BAYLISS (QLD)	Kawasaki Ninja 300	1:36.258	3
8:01.065	39	Scott NICHOLSON (VIC)	Kawasaki Ninja 300	1:35.459	4
9:36.464	39	Scott NICHOLSON (VIC)	Kawasaki Ninja 300	1:35.399	5
11:21.482	86	Oliver BAYLISS (QLD)	Kawasaki Ninja 300	1:34.638	6
20:03.567	39	Scott NICHOLSON (VIC)	Kawasaki Ninja 300	1:34.262	10
21:37.826	39	Scott NICHOLSON (VIC)	Kawasaki Ninja 300	1:34.259	11
26:58.351	93	Drew SELLS (VIC)	Kawasaki Ninja 300	1:33.874	13

*Scott Laing*  
 Chief Time Keeper - Scott Laing

Clerk of Course - Simon Maas



Computime Race Timing Systems Pty Ltd © 1996  
 Licensed to Computime Race Timing Systems

[www.computime.com.au](http://www.computime.com.au)

COMPUTIME RACE TIMING SYSTEMS PTY LTD



ASBK.COM.AU f t i y

# Winton Motor Raceway : OFFICIAL TEST : April 11 & 12

## SUPERSPORT 300 / YAMAHA R3 CUP

### Wednesday Practice 1

Date: 12/04/17  
 Event: P13  
 Weather: Sunny - 14.3C  
 Track: Dry - 25.2C


Started at: 09:05:03  
 Laps: 30 Min  
 Starters: 13  
 Printed at: 9:47

### BEST PARTIAL TIMES

Pos	Split 1		Split 2		Split 3		Split 4		LAP		Ideal	Fastest
	Name	Time	Name	Time	Name	Time	Name	Time	Name	Time		
1	M. CROKER	13.182	D. SELLS	15.560	S. NICHOLSO	32.537	O. BAYLISS	32.055	D. SELLS	1:33.813	1:33.874	
2	D. SELLS	13.286	O. BAYLISS	15.769	D. SELLS	32.558	M. CROKER	32.222	O. BAYLISS	1:34.043	1:34.043	
3	O. BAYLISS	13.300	S. NICHOLSO	15.833	O. BAYLISS	32.949	S. NICHOLSO	32.364	S. NICHOLSO	1:34.144	1:34.259	
4	R. BATTYE	13.363	M. CROKER	16.079	M. CROKER	33.362	D. SELLS	32.409	M. CROKER	1:34.845	1:34.988	
5	S. NICHOLSO	13.410	R. BATTYE	16.249	Y. SHAW	33.690	R. BATTYE	32.925	R. BATTYE	1:36.407	1:36.665	
6	Y. SHAW	13.576	D. THOMAS	16.304	R. BATTYE	33.870	D. THOMAS	33.160	Y. SHAW	1:36.950	1:37.054	
7	D. THOMAS	13.783	Y. SHAW	16.463	D. THOMAS	34.245	Y. SHAW	33.221	D. THOMAS	1:37.492	1:38.037	
8	J. PASSFIELD	13.970	B. HOCKING	16.550	J. PASSFIELD	34.600	S. CRUMP	33.482	J. PASSFIELD	1:38.806	1:38.843	
9	B. HOCKING	14.111	J. PASSFIELD	16.571	S. CRUMP	35.089	B. HOCKING	33.525	B. HOCKING	1:39.301	1:39.510	
10	G. FARRELL	14.257	S. CRUMP	17.171	B. HOCKING	35.115	J. PASSFIELD	33.665	S. CRUMP	1:40.037	1:40.082	
11	S. CRUMP	14.295	G. FARRELL	17.183	C. DOBIE	35.690	G. FARRELL	34.285	G. FARRELL	1:42.067	1:42.469	
12	C. DOBIE	14.799	C. DOBIE	17.604	G. FARRELL	36.342	C. DOBIE	34.946	C. DOBIE	1:43.039	1:43.569	
13	T. RYAN	14.994	T. RYAN	18.305	T. RYAN	37.828	T. RYAN	36.068	T. RYAN	1:47.195	1:47.263	

*Scott Laing*  
 Chief Time Keeper - Scott Laing

Clerk of Course - Simon Maas



Computime Race Timing Systems Pty Ltd © 1996  
 Licensed to Computime Race Timing Systems

[www.computime.com.au](http://www.computime.com.au)

COMPUTIME RACE TIMING SYSTEMS PTY LTD